



SCENIC ROAD
MANUFACTURING

SCENIC ROAD

SCENIC LANE

FARM & RANCH



SCENIC ROAD
MANUFACTURING
PRODUCT CATALOG



POLY TRAY

HDPE Tray (High Density Poly Ethylene)

20% lighter than steel - but can handle the same jobsite loads

- Superior to other forms of plastics
- Will never rust or corrode
- Super heavy duty construction
- Astonishing level of toughness

UNDERCARRIAGE

Extra Thick Structural Steel Undercarriage

- Far stronger than bent and formed sheet metal
- Powder coated to resist rust and corrosion
- Holds 400 to 800 pounds depending on model

SIDE BRACING

HANDLES

Extra Thick North American Red Oak Lacquered Handles

TIRES & BEARINGS

Versatile Tire Options

- Ribbed
- Knobby
- Turf
- Flat Free
- Turf Flat Free

Beefy Solid Steel Axles

- 5/8" Axles
- Tough Ball Bearings
- Grease Fitting

STEEL NOSE PLATE

Extra strong structural steel

- 4 bolts for extra strength

*Not all features available with all wheelbarrows

BUILT TO OUTLAST



EXTRA THICK NORTH AMERICAN RED OAK LACQUERED HANDLES

HIGH DENSITY POLY ETHYLENE TRAYS

EXTRA THICK STRUCTURAL STEEL UNDERCARRIAGE

HEAVY GAUGE STEEL BRACING

TIRES AND BEARINGS

STEEL NOSE PLATE

SCENIC ROAD

WHEELBARROWS

800-POUND CAPACITY

10-YEAR WARRANTY



Model: M8-2T



AMERICAN MADE



AGRICULTURE



LANDSCAPING



CONSTRUCTION



Model: M8-2T



6 CUBIC FEET MODELS

Model	Tray Dimensions	Tire Type	Wheels	Weight
M6-1R	30"W x 40"L x 20"D	Ribbed	1	42 lbs.
M6-2R	30"W x 40"L x 20"D	Ribbed	2	49 lbs.
M6-1K	30"W x 40"L x 20"D	Knobby	1	44 lbs.
M6-2K	30"W x 40"L x 20"D	Knobby	2	54 lbs.
M6-1T	30"W x 40"L x 20"D	Turf	1	47 lbs.
M6-2T	30"W x 40"L x 20"D	Turf	2	59 lbs.
M6-1FF	30"W x 40"L x 20"D	Flat Free	1	45 lbs.
M6-2FF	30"W x 40"L x 20"D	Flat Free	2	55 lbs.
M6-1TFF	30"W x 40"L x 20"D	Turf Flat Free	1	50 lbs.
M6-2TFF	30"W x 40"L x 20"D	Turf Flat Free	2	66 lbs.

8 CUBIC FEET MODELS

Model	Tray Dimensions	Tire Type	Wheels	Weight
M8-1R	32"W x 48"L x 25"D	Ribbed	1	42 lbs.
M8-2R	32"W x 48"L x 25"D	Ribbed	2	54 lbs.
M8-1K	32"W x 48"L x 25"D	Knobby	1	48 lbs.
M8-2K	32"W x 48"L x 25"D	Knobby	2	59 lbs.
M8-1T	32"W x 48"L x 25"D	Turf	1	50 lbs.
M8-2T	32"W x 48"L x 25"D	Turf	2	64 lbs.
M8-1FF	32"W x 48"L x 25"D	Flat Free	1	48 lbs.
M8-2FF	32"W x 48"L x 25"D	Flat Free	2	60 lbs.
M8-1TFF	32"W x 48"L x 25"D	Turf Flat Free	1	61 lbs.
M8-2TFF	32"W x 48"L x 25"D	Turf Flat Free	2	70 lbs.

10 CUBIC FEET MODELS

Model	Tray Dimensions	Tire Type	Wheels	Weight
M10-1R	36"W x 48"L x 28"D	Ribbed	1	47 lbs.
M10-2R	36"W x 48"L x 28"D	Ribbed	2	56 lbs.
M10-1K	36"W x 48"L x 28"D	Knobby	1	49 lbs.
M10-2K	36"W x 48"L x 28"D	Knobby	2	61 lbs.
M10-1T	36"W x 48"L x 28"D	Turf	1	52 lbs.
M10-2T	36"W x 48"L x 28"D	Turf	2	66 lbs.
M10-1FF	36"W x 48"L x 28"D	Flat Free	1	50 lbs.
M10-2FF	36"W x 48"L x 28"D	Flat Free	2	62 lbs.
M10-1TFF	36"W x 48"L x 28"D	Turf Flat Free	1	61 lbs.
M10-2TFF	36"W x 48"L x 28"D	Turf Flat Free	2	70 lbs.

Scenic Road Series

- Extra Thick High-Density Polyethylene Tray With UV Stabilizers
- 2 1/8" Extra Thick Lacquered North American Red Oak Handles
- Extra Thick - Powder-Coated Structural Steel Undercarriage
- Heavy Duty Ball Bearing Wheel Assembly With Grease Fittings
- Tire Options:
 - Flat Free
 - 6" Wide 4 Ply Turf
 - 3" Wide 4 Ply Knobby
 - 2 Ply Ribbed
- 800 lb. Load Rating
- 10 Year Warranty
- American Made In Lancaster County, PA

SCENIC ROAD

STEEL
WHEELBARROWS

500-POUND CAPACITY

5-YEAR WARRANTY



Model: MSS6-1T



AMERICAN MADE



CONSTRUCTION



LANDSCAPING



MASONRY



Model: MSS6-1T



Scenic Road Steel Series

- 2 1/8" Extra Thick Lacquered North American Red Oak Handles
- Extra Thick - Powder-Coated Structural Steel Undercarriage
- Heavy Duty Ball Bearing Wheel Assembly With Grease Fittings
- Tire Options:
 - Flat Free
 - 6" Wide 4 Ply Turf
 - 3" Wide 4 Ply Knobby
 - 2 Ply Ribbed
- 500 lb. Load Rating
- Limited 5 Year Warranty
- American Made in Lancaster County, PA



6 CUBIC FEET MODELS

Model	Tray Dimensions	Tire Type	Wheels	Weight
MSS6-1R	30"W x 40"L x 20"D	Ribbed	1	54 lbs.
MSS6-1K	30"W x 40"L x 20"D	Knobby	1	56 lbs.
MSS6-1T	30"W x 40"L x 20"D	Turf	1	59 lbs.
MSS6-1FF	30"W x 40"L x 20"D	Flat Free	1	57 lbs.
MSS6-1TFF	30"W x 40"L x 20"D	Turf Flat Free	1	59 lbs.

SCENIC LANE

WHEELBARROWS

400-POUND CAPACITY

5-YEAR WARRANTY



Model: G8-2K



AMERICAN MADE



AGRICULTURE



LANDSCAPING



DIY



Model: G8-2K



Ribbed

Knobby



Scenic Lane Series

- Heavy Duty High-Density Polyethylene Tray With UV Stabilizers
- 1 5/8" Heavy Duty Lacquered North American Red Oak Handles
- Heavy Duty - Powder-Coated Steel Undercarriage
- Heavy Duty Ball Bearing Wheel Assembly With Grease Fittings
- 400 lb. Load Rating
- 5 Year Warranty
- American Made in Lancaster County, PA

6 CUBIC FEET MODELS


Model	Tray Dimensions	Tire Type	Wheels	Weight
G6-1R	30"W x 40"L x 20"D	Ribbed	1	33 lbs.
G6-2R	30"W x 40"L x 20"D	Ribbed	2	41 lbs.
G6-1K	30"W x 40"L x 20"D	Knobby	1	35 lbs.
G6-2K	30"W x 40"L x 20"D	Knobby	2	45 lbs.

8 CUBIC FEET MODELS

Model	Tray Dimensions	Tire Type	Wheels	Weight
G8-1R	32"W x 48"L x 25"D	Ribbed	1	35 lbs.
G8-2R	32"W x 48"L x 25"D	Ribbed	2	44 lbs.
G8-1K	32"W x 48"L x 25"D	Knobby	1	40 lbs.
G8-2K	32"W x 48"L x 25"D	Knobby	2	49 lbs.

10 CUBIC FEET MODELS

Model	Tray Dimensions	Tire Type	Wheels	Weight
G10-2R	36"W x 48"L x 28"D	Ribbed	2	45 lbs.
G10-2K	36"W x 48"L x 28"D	Knobby	2	50 lbs.

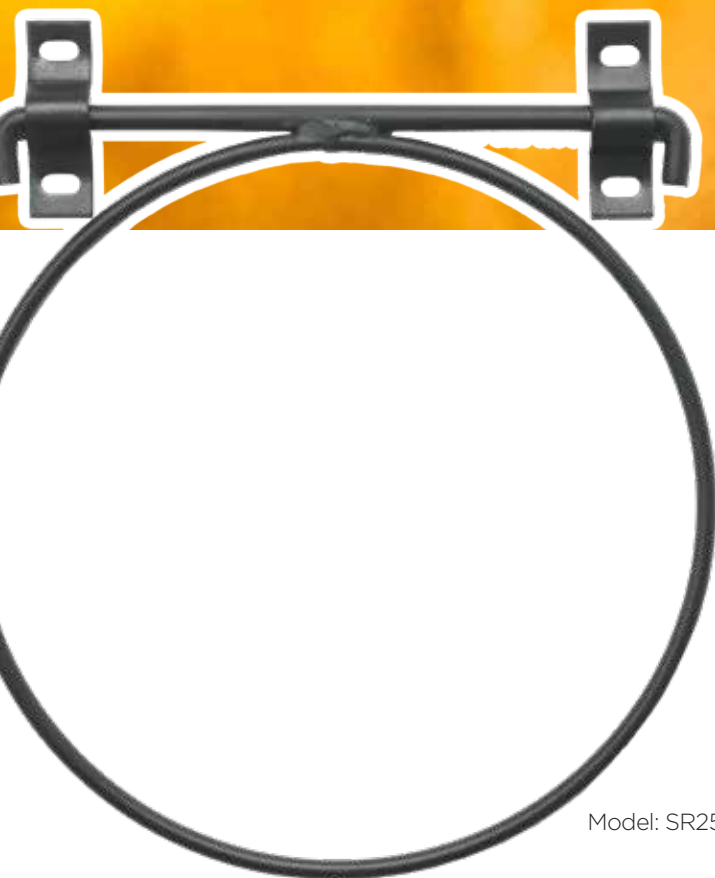


Model: SRG62NY BL



Model: SRPS1

FARM & RANC



Model: SR250



Model: SRB1





Model: SRW1475

Model:
SRPD2.5

CH PRODUCTS



Model: SRC1100



Model: SRBH

Model:
SRG50.5Y CH

FARM & RANCH

HAY RACKS

All of our hay racks feature heavy duty, powder coated, welded $\frac{1}{2}$ " American steel rod construction. Each also features round edges to eliminate injury to animals and a wedge shape design to keep hay under compression as it is removed from the bottom. No more trampled bundles of hay littering your stall floors means no more harmful parasites and bacteria.



Model: SRC1100



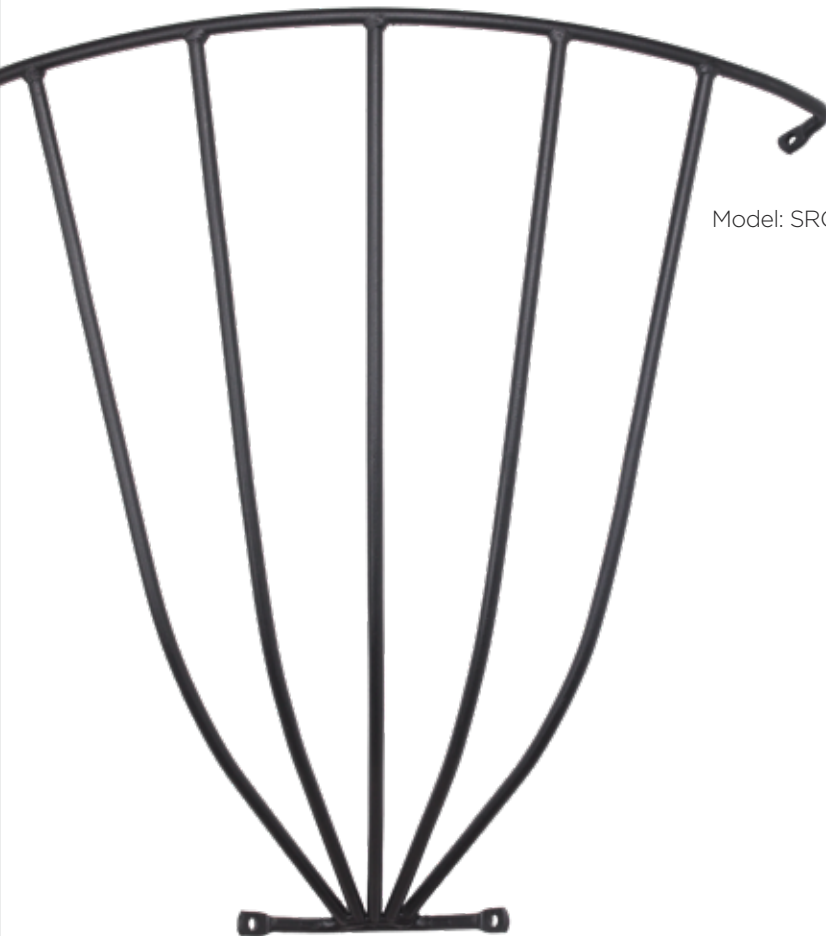
AMERICAN MADE



Model: SRW1425



Model: SRW1475



Model: SRC1100



MODEL: SRPF

HAYRACK MODELS

Model	Rack Dimensions	Capacity	Weight
SRW1425	25"H x 27"W x 10"D	1/3 Hay Bale	14.25 lbs.
SRW1475	25"H x 36"W x 12"D	1/2 Hay Bale	14.75 lbs.
SRC1100	31"H x 29"W x 21"D	1/3 Hay Bale	11 lbs.
SRC1600	40"H x 37"W x 27"D	3/4 Hay Bale	16 lbs.
SRPF	32"H x 25"W x 18"D	1/2 Hay Bale	15 lbs.

FARM & RANCH

STALL GATES


Our stall gates are constructed from heavy duty, powder coated, welded structural American steel. They are designed to provide maximum visibility and ventilation with dependable security.




Model: SRG62Y BL



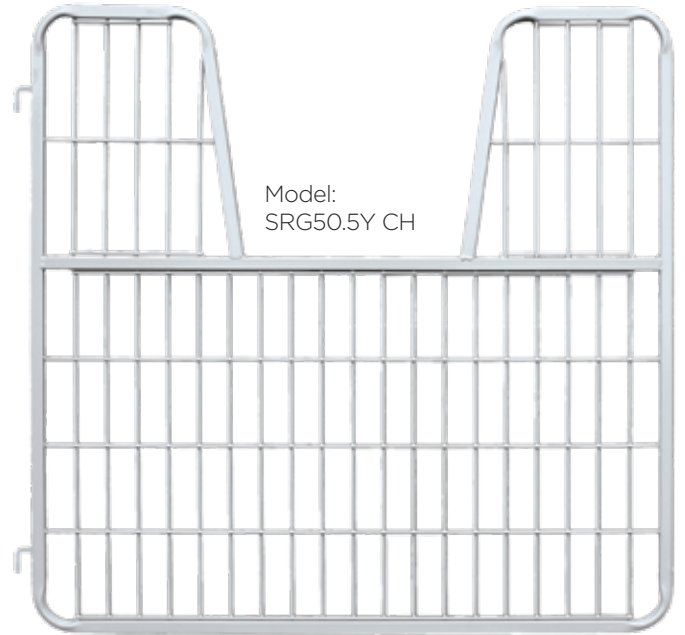
AMERICAN MADE



Model: SRG62NY BL



Model: SRG42Y CH



Model:
SRG50.5Y CH

Stall Gates

- Available with or without a yoke
- Standard width is 52" (for 55" openings)
- 4 standard height options: 32", 42", 50.5", and 62"
- All gates come with a matching hinge kit.
- Fabricated using 1" structural steel square tubing and 1/4" steel wire
- Provide maximum visibility and ventilation
- All models are powder coated in your choice of black or chrome colors

STALL GATE MODELS

Model	Gate Dimensions	Yoke	Weight
SRG62Y BL	62"H x 52"W x 1.5"D	Yes	46 lbs.
SRG62Y CH	62"H x 52"W x 1.5"D	Yes	46 lbs.
SRG62NY BL	62"H x 52"W x 1.5"D	No	49 lbs.
SRG62NY CH	62"H x 52"W x 1.5"D	No	49 lbs.
SRG50.5Y BL	50.5"H x 52"W x 1.5"D	Yes	34 lbs.
SRG50.5Y CH	50.5"H x 52"W x 1.5"D	Yes	34 lbs.
SRG42Y BL	42"H x 52"W x 1.5"D	Yes	30 lbs.
SRG42Y CH	42"H x 52"W x 1.5"D	Yes	30 lbs.
SRG42NY BL	42"H x 52"W x 1.5"D	No	33 lbs.
SRG42NY CH	42"H x 52"W x 1.5"D	No	33 lbs.
SRGHCH	5"H x 8"W x 1"D	-	1 lbs.
SRGHBL	5"H x 8"W x 1"D	-	1 lbs.

Our stall accessories are constructed from heavy duty, powder coated, welded structural American steel. They are functionally designed for easy installation and portability.

Bucket Holders & Hooks

- Holds 5 & 6 gallon flatback bucket
- Holds 5 gallon rubber flatback bucket
- Hooks can also be used as gate latch

Model: SRBH



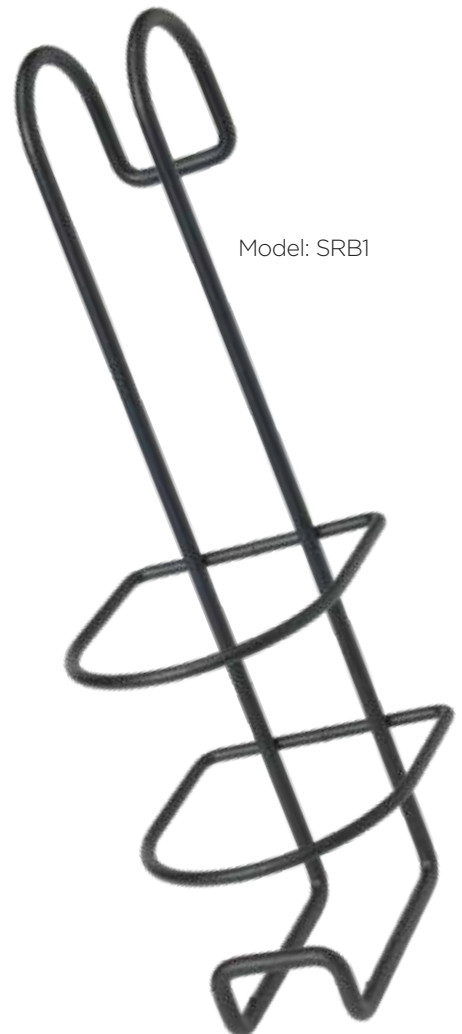
Model: SR250



Model: SR3



Model: SRB1




FARM & RANCH STALL ACCESSORIES

Name	Model	Dimensions	Weight
32oz Bottle Holder	SRB1	13"H x 4.25"W x 4.25"D	1 lbs.
Bottle Holder Quart Size	SRB2	13"H x 5.25"W x 5"D	1 lbs.
Bucket Hook & Gate Latch - Pwd Coated	SRBH	1"H x 3"W x 2"D	0.05 lbs.
32" Portable Saddle Rack - Pwd Coated - Pack of 4	SRPS1	35"H x 18"W x 13"D	40 lbs.
36" Fold Down Blanket Bar - Pwd Coated	SR36	36"H x 3"W x 1"D	3 lbs.
36" Blanket Bar w/ Bridle Hooks - Pwd Coated	SR3	3"H x 3"W x 2"D	3 lbs.
Portable Wall Mount Pail Holder - Pwd Coated	SR300	14"H x 14"W x 9.5"D	3 lbs.
Fold Down Wall Mount Pail Holder - Pwd Coated	SR250	13.5"H x 13.5"W x 2"D	2.5 lbs.

FARM & RANCH

SCRAPERS & POST DRIVERS



Model:
SRP24



Model:
SRSS18



Model: SR300



Model:
SR24SPRNG

FARM & RANCH SCRAPERS & POST DRIVERS

Name	Model	Dimensions	Weight
Barn Scraper w/ 18" Powder Coated Blade	SR18	18"H x 66"W x 3"D	7 lbs.
Barn Scraper w/ 24" Powder Coated Blade	SR24	24"H x 66"W x 3"D	7.5 lbs.
Barn & Snow Scraper w/ 18" Spring Steel Blade	SR18SPRNG	18"H x 58"W x 3"D	7.5 lbs.
Barn & Snow Scraper w/ 24" Spring Steel Blade	SR24SPRNG	24"H x 58"W x 3"D	8 lbs.
Barn Scraper w/ 24" Poly Blade	SRP24	24"H x 66"W x 3"D	5 lbs.
Barn Scraper w/ 18" Stainless Steel Blade	SRSS18	18"H x 66"W x 3"D	7 lbs.
Barn Scraper w/ 24" Stainless Steel Blade	SRSS24	24"H x 66"W x 3"D	7.5 lbs.
Pull Scraper for Cow Mats w/ 10" Poly Blade	SR11	11"H x 64"W x 3"D	3.25 lbs.
Post Driver - Pwd Coated	SRPD1	3"H x 24"W x 3"D	17.5 lbs.
Post Driver - Pwd Coated	SRPD2.5	2.5"H x 24"W x 2.5"D	13.75 lbs.

REPLACEMENT PARTS

WHEELBARROW PARTS




Model: SR HANDLE

WHEELBARROW REPLACEMENT PARTS

Name	Model	Dimensions	Weight
Handle For Scenic Lane Series	SL HANDLE	1.63"H x 60"W x 1.63"D	4 lbs.
Handle For Scenic Road Series	SR HANDLE	2.13"H x 60"W x 1.63"D	5.25 lbs.
16" Wheel W/Bearing & Grease Fitting, and Ribbed Tire	SR WHEEL	16"H x 16"W x 3"D	7.5 lbs.
16" Wheel W/Bearing & Grease Fitting, and 4 Ply Knobby Tire	SRWK	16"H x 16"W x 3"D	8.25 lbs.
16" Wheel W/Bearing & Grease Fitting, and 4 Ply Turf Tire	SRWT	16"H x 16"W x 6"D	13 lbs.
16" Wheel W/Bearing & Grease Fitting, and Flat Free Tire	SRWFF	16"H x 16"W x 3"D	10 lbs.
16" Wheel W/Bearing & Grease Fitting, and 6" Flat Free turf Tire	SRWTFF	16"H x 16"W x 6"D	13 lbs.
Scenic Lane Green 6 Cube Tray	G6 TRAY	20"H x 30"W x 40"D	8 lbs.
Scenic Lane Green 8 Cube Tray	G8 TRAY	25"H x 32"W x 48"D	11 lbs.
Scenic Lane Green 10 Cube Tray	G10 TRAY	28"H x 36"W x 48"D	12 lbs.
Scenic Road Maroon 6 Cube Tray	M6 TRAY	20"H x 30"W x 40"D	12 lbs.
Scenic Road Maroon 8 Cube Tray with 1 Wheel	M8-1 TRAY	25"H x 32"W x 48"D	14 lbs.
Scenic Road Maroon 8 Cube Tray with 2 Wheels	M8-2 TRAY	25"H x 32"W x 48"D	14 lbs.
Scenic Road Maroon 10 Cube Tray with 1 Wheel	M10-1 TRAY	28"H x 36"W x 48"D	16 lbs.
Scenic Road Maroon 10 Cube Tray with 2 Wheels	M10-2 TRAY	28"H x 36"W x 48"D	16 lbs.
1 Wheel Axle	3547/1	-	-
2 Wheel Axle	3547/2	-	-
Axle Bracket	3550	-	-
SR Legs	3551	-	-
SL Legs	4504	-	-
Wooden Wedges	3562	-	-
Regular Nose Piece	3572	-	-
Turf Nose Piece	3546	-	-
Universal Hardware Bag	3579	-	-
6 Cu Ft Front Bracing	3544	-	-
8 and 10 Cu Ft Front Bracing	3595	-	-

Model: SRWT



REPLACEMENT PARTS

FARM & RANCH PARTS

Model: SR24BS



Model: SRSS18B



FARM & RANCH REPLACEMENT PARTS

Name	Model	Dimensions	Weight
18" Powder Coated Blade	SR18B	10"H x 18"W x 3"D	4 lbs.
24" Powder Coated Blade	SR24B	10"H x 24"W x 3"D	5 lbs.
18" Spring Steel Blade	SR18BS	10"H x 18"W x 3"D	5.25 lbs.
24" Spring Steel Blade	SR24BS	10"H x 24"W x 3"D	5.75 lbs.
24" Poly Blade	SR24BP	10"H x 24"W x 3"D	2 lbs.
18" Stainless Steel Blade	SRSS18B	10"H x 18"W x 3"D	4 lbs.
24" Stainless Steel Blade	SRSS24B	10"H x 24"W x 3"D	5 lbs.
Barn Scraper Brace Set w/ Hardware	SRSB	1"H x 10"W x 1"D	1 lbs.
Barn Scraper Handle w/ Lower End	10018	3"H x 60"W x 3"D	2.5 lbs.
10" Poly Blade	SR11B	-	1.5 lbs.
Handle for SR11	10022	-	2 lbs.

UPC #	Model	Dimensions	Weight
WHEELBARROWS			
723428026420	G6-1R	20"H x 30"W x 40"D	33 lbs.
723428026444	G6-2R	20"H x 30"W x 40"D	41 lbs.
723428026468	G6-1K	20"H x 30"W x 40"D	35 lbs.
723428026482	G6-2K	20"H x 30"W x 40"D	45 lbs.
723428027601	G8-1R	20"H x 30"W x 40"D	35 lbs.
723428026505	G8-2R	25"H x 32"W x 48"D	44 lbs.
723428027199	G8-1K	25"H x 32"W x 48"D	40 lbs.
723428026529	G8-2K	25"H x 32"W x 48"D	49 lbs.
723428026543	G10-2R	28"H x 36"W x 48"D	45 lbs.
723428027106	G10-2K	28"H x 36"W x 48"D	50 lbs.
723428026567	M6-1R	20"H x 30"W x 40"D	42 lbs.
723428026581	M6-1K	20"H x 30"W x 40"D	44 lbs.
723428026604	M6-1T	20"H x 30"W x 40"D	47 lbs.
723428026628	M6-1FF	20"H x 30"W x 40"D	45 lbs.
723428027403	M6-1TFF	20"H x 30"W x 40"D	50 lbs.
723428026642	M6-2R	20"H x 30"W x 40"D	49 lbs.
723428026666	M6-2K	20"H x 30"W x 40"D	54 lbs.
723428026680	M6-2T	20"H x 30"W x 40"D	59 lbs.
723428026703	M6-2FF	20"H x 30"W x 40"D	55 lbs.
723428027441	M6-2TFF	20"H x 30"W x 40"D	66 lbs.
723428026727	M8-1R	25"H x 32"W x 48"D	42 lbs.
723428026741	M8-1K	25"H x 32"W x 48"D	48 lbs.
723428026765	M8-1T	25"H x 32"W x 48"D	50 lbs.
723428026789	M8-1FF	25"H x 32"W x 48"D	48 lbs.
723428027380	M8-1TFF	25"H x 32"W x 48"D	61 lbs.
723428026802	M8-2R	25"H x 32"W x 48"D	54 lbs.
723428026826	M8-2K	25"H x 32"W x 48"D	59 lbs.
723428026840	M8-2T	25"H x 32"W x 48"D	64 lbs.
723428026864	M8-2FF	25"H x 32"W x 48"D	60 lbs.
723428027410	M8-2TFF	25"H x 32"W x 48"D	70 lbs.
723428026888	M10-1R	28"H x 36"W x 48"D	47 lbs.
723428026901	M10-1K	28"H x 36"W x 48"D	49 lbs.
723428026925	M10-1T	28"H x 36"W x 48"D	52 lbs.
723428026949	M10-1FF	28"H x 36"W x 48"D	50 lbs.
723428027458	M10-1TFF	28"H x 36"W x 48"D	61 lbs.
723428026963	M10-2R	28"H x 36"W x 48"D	56 lbs.
723428026987	M10-2K	28"H x 36"W x 48"D	61 lbs.
723428027007	M10-2T	28"H x 36"W x 48"D	66 lbs.
723428027021	M10-2FF	28"H x 36"W x 48"D	62 lbs.
723428027397	M10-2TFF	28"H x 36"W x 48"D	70 lbs.
723428027274	MSS6-1R	20"H x 30"W x 40"D	54 lbs.
723428027304	MSS6-1K	20"H x 30"W x 40"D	56 lbs.
723428027281	MSS6-1T	20"H x 30"W x 40"D	59 lbs.
723428027311	MSS6-1FF	20"H x 30"W x 40"D	57 lbs.
723428027373	MSS6-1TFF	20"H x 30"W x 40"D	59 lbs.

UPC #	Model	Dimensions	Weight
STALL ACCESSORIES & FARM PRODUCTS			
723428000017	SRW1425	25"H x 27"W x 10"D	14.25 lbs.
723428000024	SRW1475	25"H x 36"W x 12"D	14.75 lbs.
723428000048	SRC1100	31"H x 29"W x 21"D	11 lbs.
723428000055	SRC1600	40"H x 37"W x 27"D	16 lbs.
723428027588	SRPF	32"H x 25"W x 18"D	15 lbs.
723428000062	SR18	18"H x 66"W x 3"D	7 lbs.
723428000079	SR24	24"H x 66"W x 3"D	7.5 lbs.
723428002385	SR18SPRNG	18"H x 58"W x 3"D	7.5 lbs.
723428022507	SR24SPRNG	24"H x 58"W x 3"D	8 lbs.
723428000420	SRP24	24"H x 66"W x 3"D	5 lbs.
723428000123	SRSS18	18"H x 58"W x 3"D	7 lbs.
723428000130	SRSS24	24"H x 66"W x 3"D	7.5 lbs.
723428022354	SR11	11"H x 64"W x 3"D	3.25 lbs.
723428027137	SRB1	13"H x 4.25"W x 4.25"D	1 lbs.
723428027427	SRB2	13"H x 5.25"W x 5"D	1 lbs.
723428020909	SRBH	1"H x 3"W x 2"D	0.05 lbs.
723428030045	SRPS1	32"H x 10"W x 8"D	10 lbs.
723428040228	SR36	36"H x 3"W x 1"D	3 lbs.
723428030120	SR3	3"H x 3"W x 2"D	3 lbs.
723428000284	SR2	2"H x 2"W x 24"D	1.75 lbs.
723428000260	SRPD1	3"H x 24"W x 3"D	17.5 lbs.
723428023153	SRPD2.5	2.5"H x 24"W x 2.5"D	13.75 lbs.
723428030083	SR300	14"H x 14"W x 9.5"D	3 lbs.
723428030144	SR250	13.5"H x 13.5"W x 2"D	2.5 lbs.
723428021456	SRG62Y BL	62"H x 52"W x 1.5"D	46 lbs.
723428021555	SRG62Y CH	62"H x 52"W x 1.5"D	46 lbs.
723428021500	SRG62NY BL	62"H x 52"W x 1.5"D	49 lbs.
723428021609	SRG62NY CH	62"H x 52"W x 1.5"D	49 lbs.
723428021654	SRG50.5Y BL	50.5"H x 52"W x 1.5"D	34 lbs.
723428021708	SRG50.5Y CH	50.5"H x 52"W x 1.5"D	34 lbs.
723428021753	SRG42Y BL	42"H x 52"W x 1.5"D	30 lbs.
723428021852	SRG42Y CH	42"H x 52"W x 1.5"D	30 lbs.
723428021807	SRG42NY BL	42"H x 52"W x 1.5"D	33 lbs.
723428021906	SRG42NY CH	42"H x 52"W x 1.5"D	33 lbs.
723428022651	SRGHCH	5"H x 8"W x 1"D	1 lbs.
723428022705	SRGHBL	5"H x 8"W x 1"D	1 lbs.



AMERICAN MADE



405 School Road | Denver, PA 17517
717-768-7300 | scenicroadmfg.com

FOLLOW US:
ScenicRoadMFG

